

## Exclusive Protetto - Report al 09 giugno 2021

### Focus settimanale

**Mercati azionari**  positivi in  **Europa**  ancora sostenuti dai dati macro in miglioramento, con movimenti contenuti dopo l'accordo preliminare raggiunto al G7 sul regime fiscale da applicarsi alle multinazionali.  **I listini azionari americani**  hanno proseguito la fase laterale, in attesa dell'accordo sul piano infrastrutturale e con dati di crescita inferiori alle attese. Performance positive con movimenti laterali per i  **governativi europei e statunitensi**  in attesa delle prossime mosse di politica monetaria.

ExclusiveInsurance	Data	NAV	Max Perdita Potenziale
Exclusive Protetto	09/06/2021	10,187	15,1%

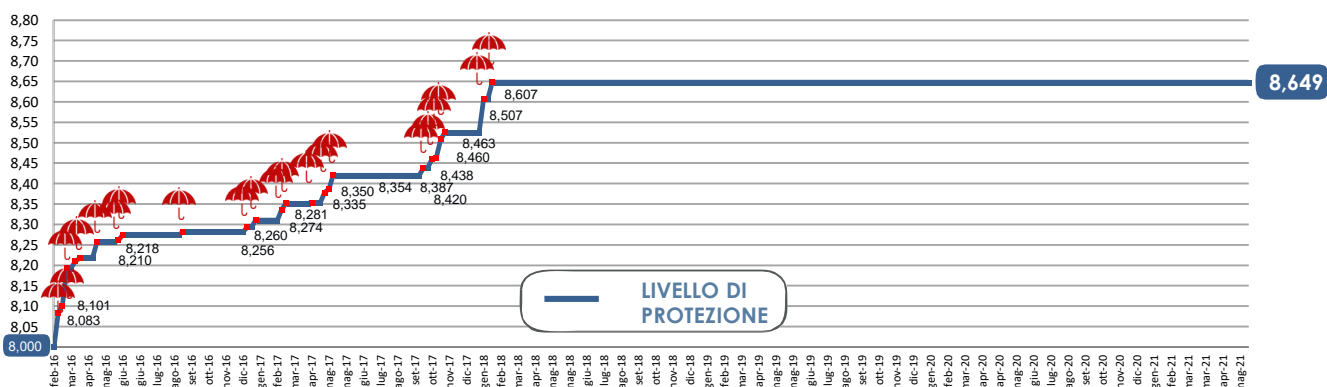
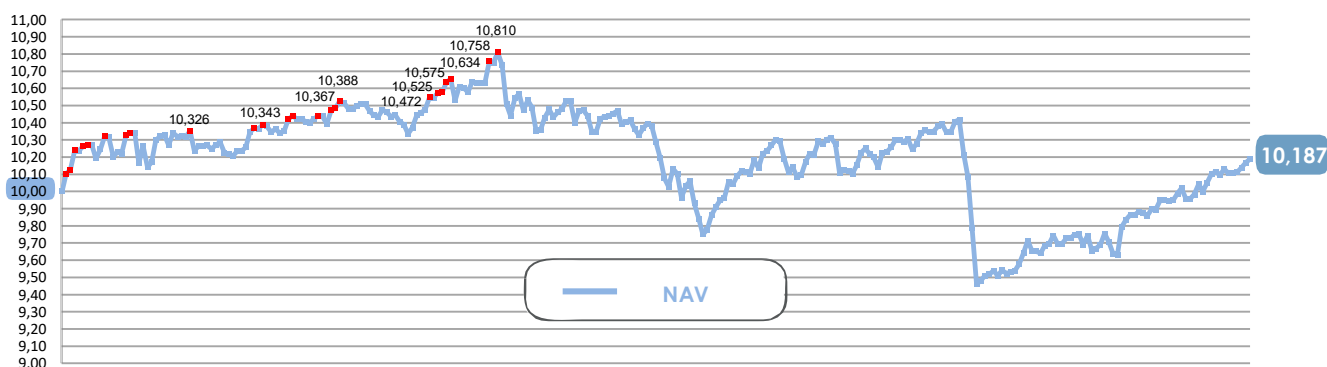
### Performance del fondo (al netto dei costi di gestione)

YTD	Ultimi 6 mesi
2,92%	3,09%

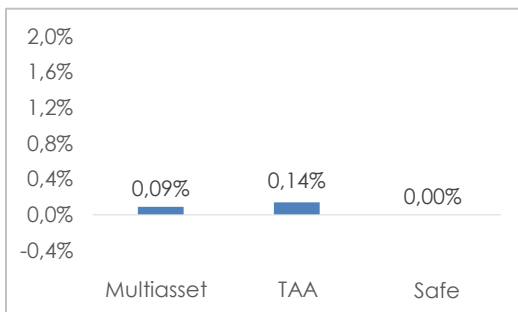
  

Dalla partenza			
fino al 19/05/2021	fino al 26/05/2021	fino al 02/06/2021	fino al 09/06/2021
1,11%	1,38%	1,68%	1,87%

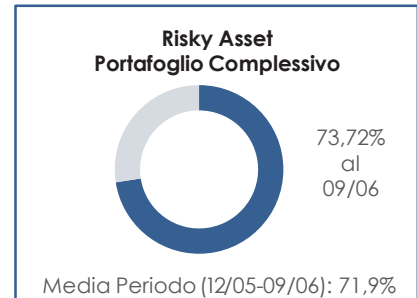
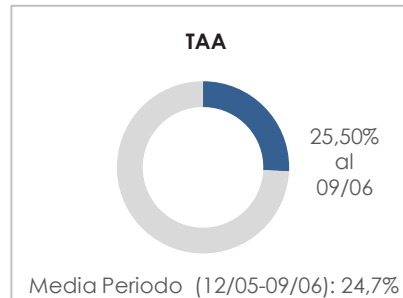
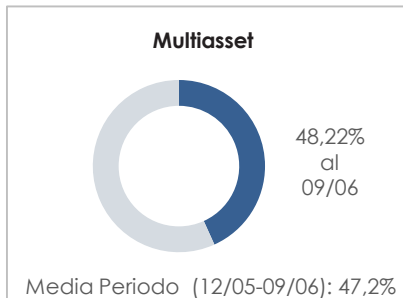
### NAV e valore protetto



## Contributo settimanale alla performance dei comparti



## Esposizione ai risky asset dei comparti (periodo 12 maggio 2021 – 09 giugno 2021)



## Composizione portafoglio

Eurizon	Eurizon Investment SICAV - Flexible Plus 5	8,27%	<b>Multiasset 48,22%</b>
Eurizon	Eurizon Investment SICAV - Flexible Plus 11	4,06%	
Eurizon	Eurizon Fund - Azioni Strategia Flessibile	3,64%	
Eurizon	Eurizon Investment SICAV - Multiasset Risk Overlay	3,39%	
Eurizon	Eurizon Investment Sicav - Global Bond Total Return	3,29%	
Eurizon	Eurizon Fund - Flexible Multistrategy	3,28%	
Eurizon	Epsilon Fund - Emerging Bond Total Return	3,24%	
Eurizon	Eurizon Fund - Dynamic Asset Allocation	3,05%	
Eurizon	Eurizon Opportunita - Obbligazioni Flessibile	2,80%	
Eurizon	Eurizon Investment Sicav - Tactical Global Risk Control	2,37%	
Eurizon	Eurizon Investment Sicav - Eurozone Asymmetric Strategy	2,03%	
Eurizon	Eurizon Fund Conservative Allocation	1,53%	
Eurizon	Eurizon Fund Active Allocation	1,52%	
Multimanager	BlackRock Global Funds - Global Multi-Asset Income Fund	1,14%	
Multimanager	JPMorgan Investment Funds - Global Income Fund	0,85%	
Multimanager	M&G Lux Investment Funds 1 - M&G Lux Dynamic Allocation Fund	0,80%	
Multimanager	Jupiter JGF - Dynamic Bond	0,80%	
Multimanager	Morgan Stanley Investment Funds - Global Fixed Income Opportunities	0,80%	
Multimanager	MAN Funds VI PLC - Man AHL TargetRisk	0,60%	
Eurizon	Eurizon Fund - Bond Corporate EUR	0,45%	
Multimanager	M&G Lux Investment Funds 1 - M&G Lux Conservative Allocation Fund	0,30%	
Eurizon	Eurizon Fund - Equity North America LTE	6,63%	
Eurizon	Epsilon Fund - Q-Flexible	4,97%	
Eurizon	Epsilon Fund - Euro Q-Equity	4,05%	
Eurizon	Eurizon Fund - Equity Europe LTE	3,69%	
Eurizon	Eurizon Fund Bond Short Term EUR T1	2,21%	
Eurizon	Eurizon Fund - Equity North America LTE	1,84%	
Eurizon	Eurizon Fund - Equity Emerging Markets LTE	1,10%	
Eurizon	Eurizon Fund - Top European Research	0,50%	
Eurizon	Eurizon Fund - Equity USA	0,50%	
Eurizon	EURIZON INVESTMENT SICAV EURO LIQUIDITY	7,74%	<b>Safe 25,80%</b>
Eurizon	Eurizon Investment Sicav - Euro Liquidity Short Term	7,74%	
Eurizon	Eurizon Investment SICAV - Flexible Plus 9	6,97%	
Eurizon	Eurizon Investment SICAV - Flexible Plus 10	3,35%	
Cash euro		0,49%	